




Gypsy Horse Registry of America, Inc.

Horse Registration Photo Instructions


Instructions:

1. Two current photographs are required, one of each side of the entire horse with the head turned facing the camera. The forelock must be tucked aside (behind the ears is best) so that all facial markings are clearly visible; all legs to hoof must be showing.
2. You may email photos to myghra@yahoo.com. Please make sure that you put the horse's name in the subject of the email and/or the file name has the horse's name on it. (Example: Daisyleft.jpg and Daisyright.jpg). Alternatively, you can also submit your photos while registering online at www.myghra.org.
3. If you prefer to send in photos via regular mail, please make sure the photos are clear and each photo has the horses name on it. CDs and thumb drives with photos can be also acceptable, however they will not be returned unless requested.

ACCEPTABLE




Forelock pulled back



Horse fully facing camera

Horse fully in photo

UNACCEPTABLE



Forelock covering face



Horse not fully facing camera

Horse not fully in photo